

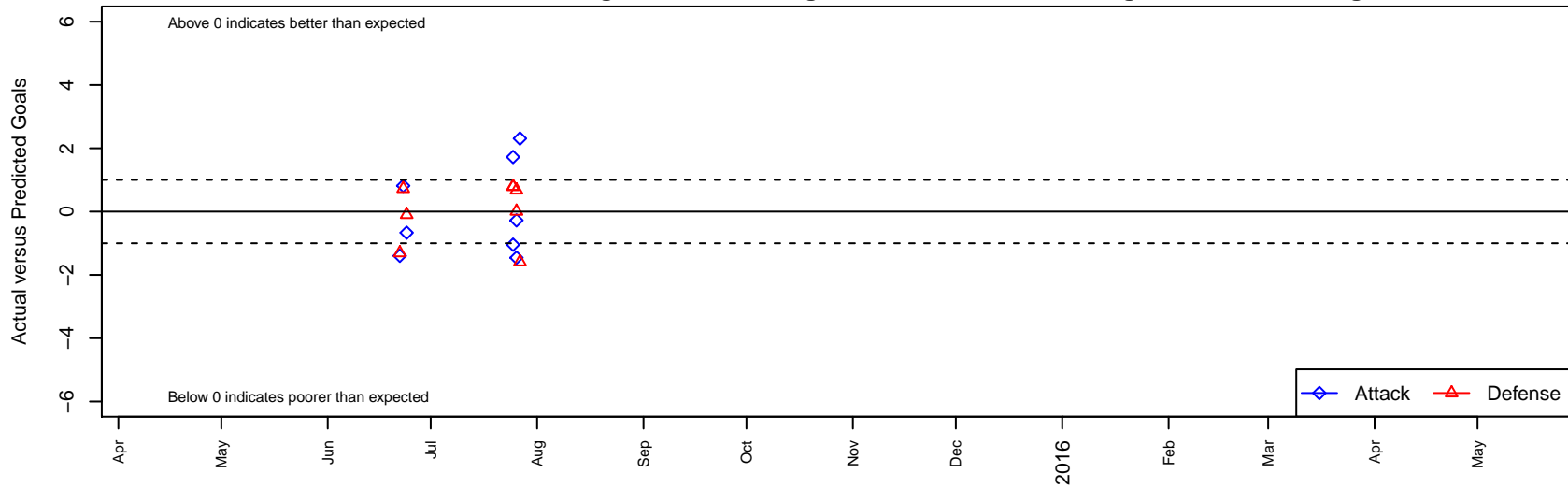
HSC Bulls 99 Kaula G98

, HI
 G98 total strength=1739
 attack=42.12 defense=15.93

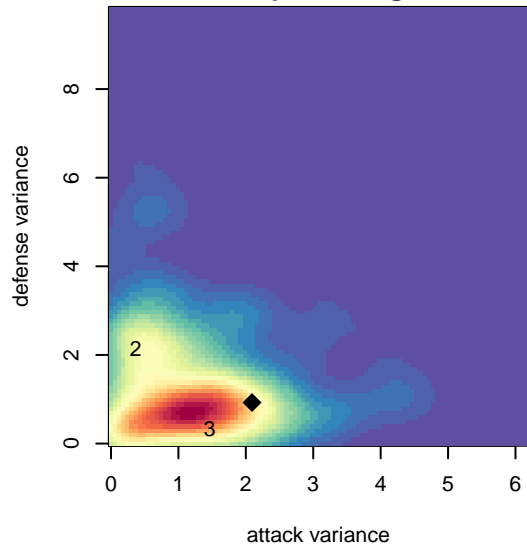
alt names used:
 HSC Bulls Academy 99G (HI) (SC)
 HSC BULLS 99G KAULA (HI)

Venues played:
 2015 Far West Regionals U16
 2015 Surf Cup Gold U17

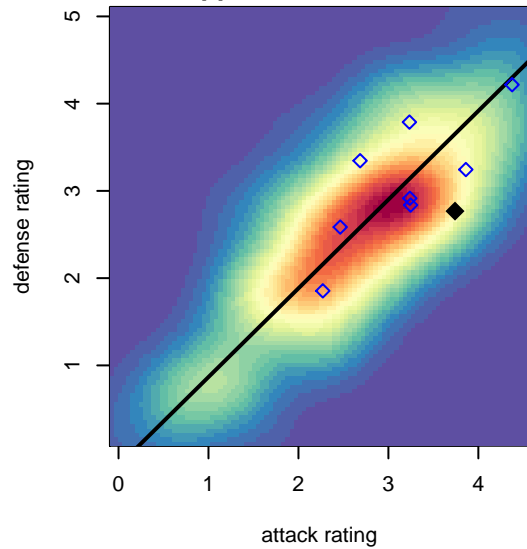
HSC Bulls 99 Kaula G98
 Dots are actual minus expected GF (blue circles) and GA (red triangles).
 Blue line is smoothed change in attack strength. Red is smoothed change in defense strength.



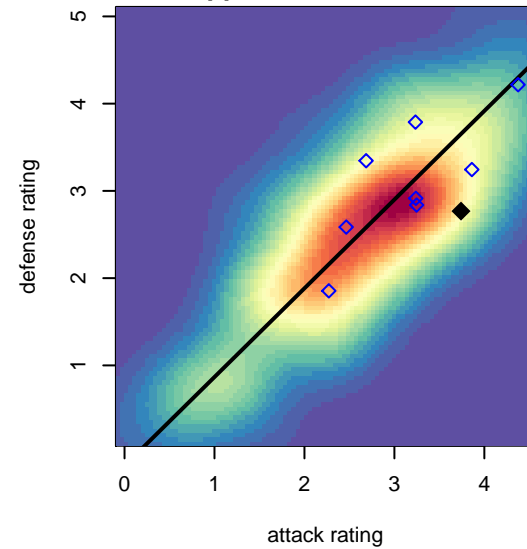
**attack and defense variance (black dot)
relative to other teams
and top 10 in region**



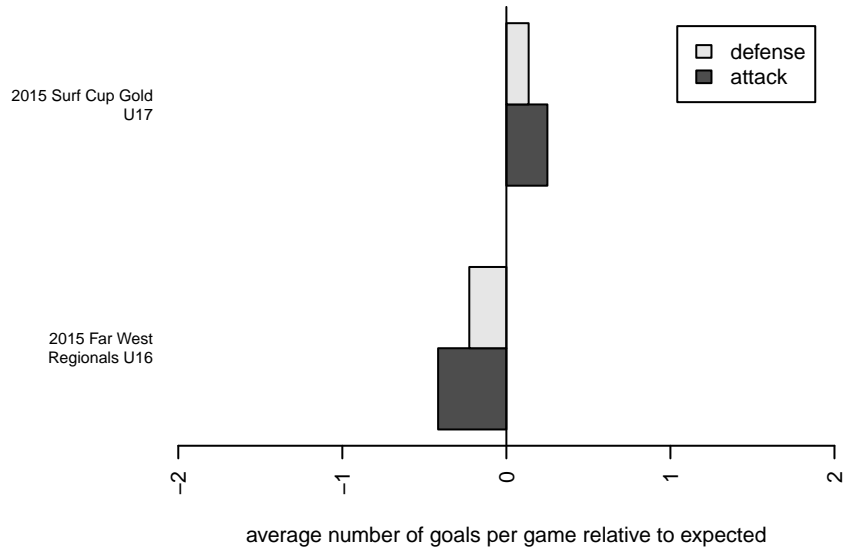
**attack and defense rating
relative to others at age
and all opponents in last 13 months**



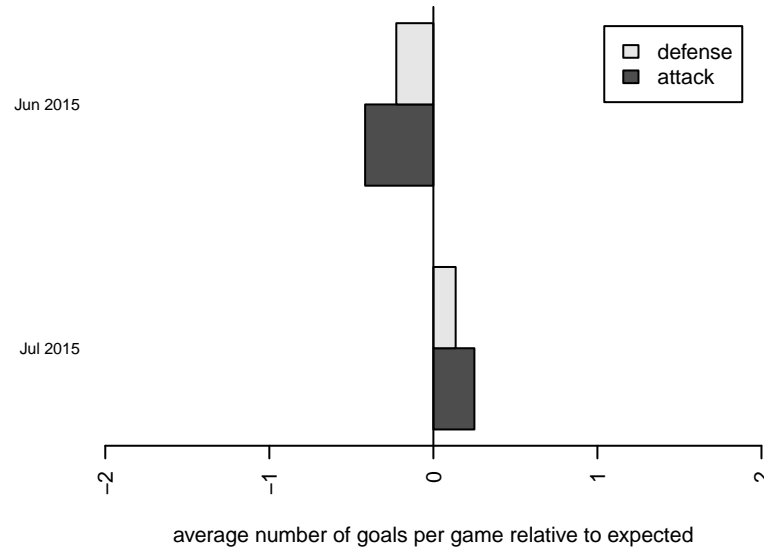
**attack and defense rating
relative to others at age
and all opponents in last 13 months**



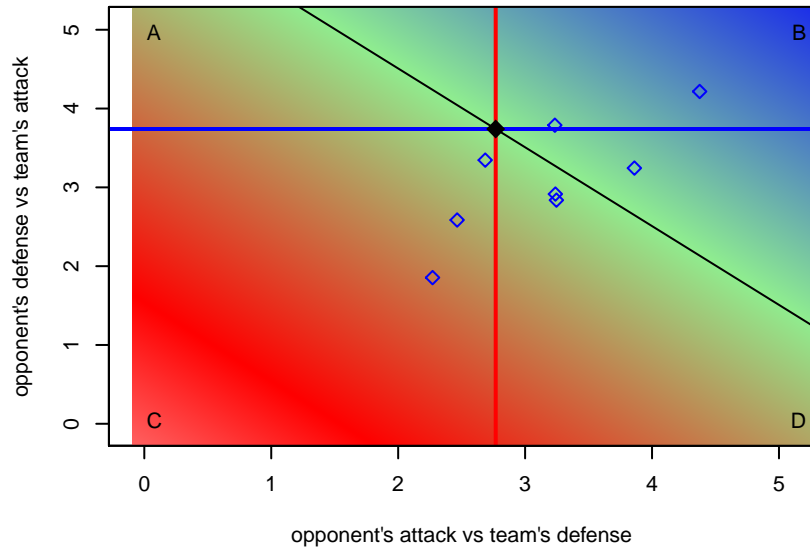
Performance relative to 13 month average



Performance relative to 13 month average



Distribution of opponents
 Red = Lose zone, Blue = Win zone, Green = Even
 Black line separates win/lose zones



lot. A=Neither has attack advantage, B=Opponent has both attack and defense advantage, C=Opponent has both attack and defense disadvantage, D=Both have

date	home		away		venue	pred.home	pred.away
2015-07-27	HSC Bulls 99 Kaula G98	4	Strikers FC ECNL G98	5	2015 Surf Cup Gold U17	1.69	3.41
2015-07-26	HSC Bulls 99 Kaula G98	0	San Diego United Black G98	1	2015 Surf Cup Gold U17	1.46	1.01
2015-07-26	Legends FC Black G98	1	HSC Bulls 99 Kaula G98	2	2015 Surf Cup Gold U17	1.68	2.28
2015-07-25	Mustang SC 99 Velocity G98	0	HSC Bulls 99 Kaula G98	8	2015 Surf Cup Gold U17	0.79	6.28
2015-07-25	Slammers FC Maroon G98	0	HSC Bulls 99 Kaula G98	2	2015 Surf Cup Gold U17	0.80	3.05
2015-06-24	HSC Bulls 99 Kaula G98	0	Eastside FC Red G98	4	2015 Far West Regionals U16	0.67	3.90
2015-06-23	Ahwatukee 99 White G98	1	HSC Bulls 99 Kaula G98	2	2015 Far West Regionals U16	1.72	1.19
2015-06-22	HSC Bulls 99 Kaula G98	1	Seattle United Copa G98	3	2015 Far West Regionals U16	2.40	1.69